



## Schindler Renovation Package

Upgrade your elevator, enhance your building

**According to EN 81-20/50**  
New European standards

Schindler Modernization



**Schindler**

# Outdated lift? Improve its functionality and safety with our upgrade solutions.

## Functionality

Upgrading your lift can mean improving efficiency, reducing waiting time, increasing traffic, boosting ride comfort, optimising accessibility, and enhancing design: all the features you want for the future.

## Availability

A rapid installation process designed to avoid building adaptations, maintenance-friendly solutions, remote monitoring and cutting-edge components all minimise interventions and optimise availability.

## Reliability

Durable mechanical parts and intelligent electronic diagnostics in line with the latest safety standards ensure efficient traffic management and minimise the risk of anyone remaining stuck in the elevator.

## Professionalism

We offer high-quality consulting and support for decision-making and project planning plus quick, clean installations by our highly professional staff and supervisors – ensuring minimal disturbance.

### Key Specifications

Usage	Commercial and top residential buildings
Speed	1.0 to 2.5 m/s
Nr. of stops	30 / 40
Car entrances	1 or 2
Main parts	Control and wiring, frequency converter, fixtures and indicators, machines and traction media
Options	PORT destination control
	Sensors and communication system
	Car decoration and illumination
	Car and landing door upgrade
	Safety components

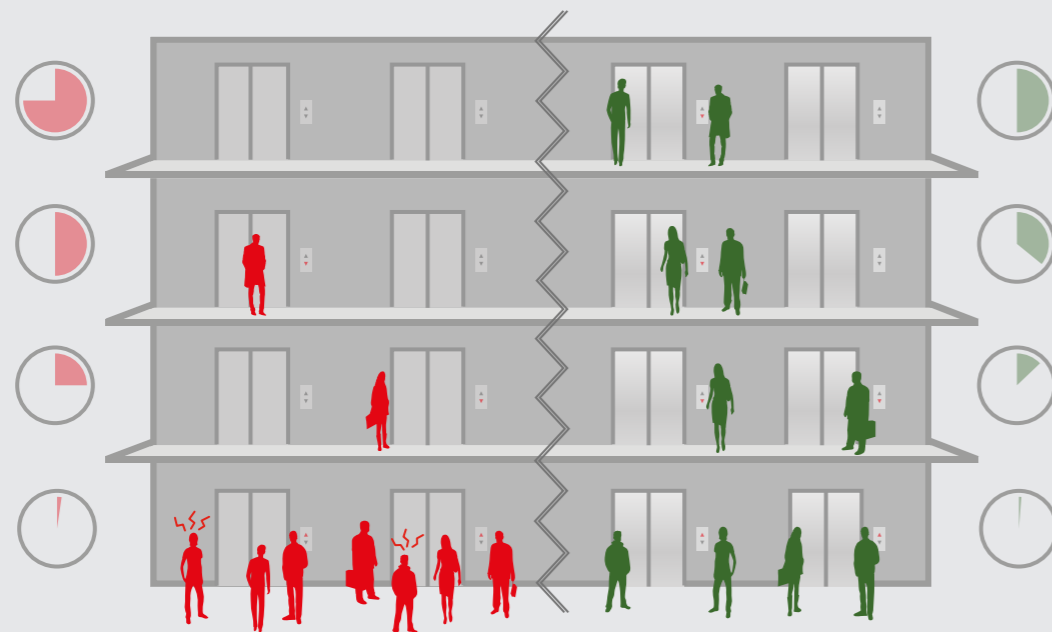
# Make your elevator fit for the future

The Schindler Renovation Package is a performance upgrade for your elevator, making it more functional, more reliable and more available. Whatever your requirements – from superior efficiency and greater traffic to improved accessibility, better comfort and enhanced design – we have the solution. Need support? Our professionals will guide you throughout the whole process from analysis to handover.

## Functionality

With a Schindler upgrade, your elevator performs better across a range of different criteria. In the first place, improved accessibility, aesthetics and design make the car a more pleasant environment, while reduced noise, increased comfort and stopping accuracy all further

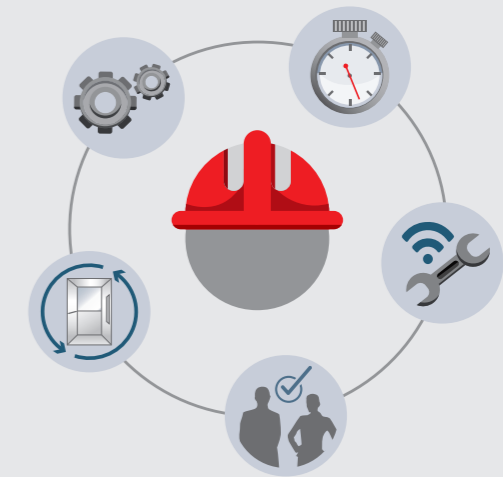
enhance the user experience. Reduced waiting time brings the capacity for increased traffic. At the same time, energy efficiency and sustainability improvements reduce your carbon footprint and impact positively on your bottom line.



## Availability

Schindler upgrades are not only quick to install, thanks to a specially engineered process that minimises the need for building adaptations. Our solutions are also long-lasting, self-diagnosing and maintenance-friendly, while remote online monitoring means our technicians can even act before an error appears. The components we use are state-of-the-art.

All this means interventions are more efficient, leaving your elevator far more available for your users.



## Reliability

Schindler upgrade solutions ensure your elevator fully satisfies the latest safety standards and regulations, adding many years to its effective life.

Worn out, unsafe and non-compliant components are replaced with strong, durable mechanical parts and intelligent, electronic diagnostics.

All this adds up to optimal traffic management, eradicating the unreliability.

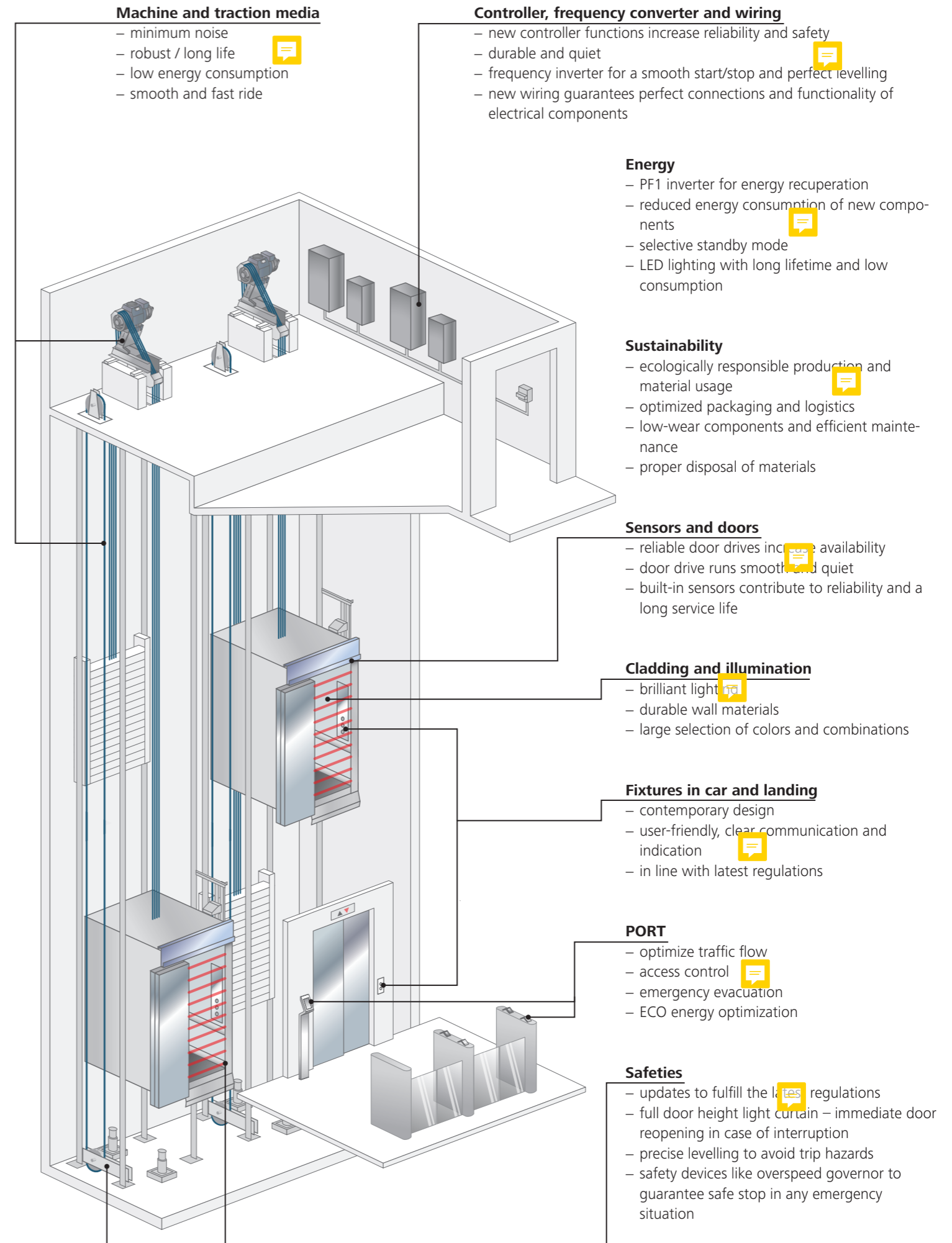


## Professionalism

Schindler provides high-quality consulting support and coordination for your decision-making and project planning. From analysing your existing elevator and evaluating alternative options to order handling, installations and testing a modernisation package, our mission is to ensure every step in the process runs smoothly and efficiently. A quick, clean installation is guaranteed by our highly professional workers and supervisors, resulting in minimal disturbance to the everyday life of your building.



# Improvements on every level



# The core of your elevator

All the vital functions of an elevator are coordinated by the controller to ensure fast, safe, reliable travel. Digital technology has developed rapidly in recent years, offering improved functionality, security, self checks, simple interfaces with serial connections, precise movement and positioning sensors as well as energy optimisation.

The new controller ensures efficient traffic, new functions, outstanding safety, made-to-measure configuration, and simple updates, suited to the new PORT transit management system.

## High levels of traffic

Well suited for buildings with high population levels, it controls call distribution and floor access according to individual requirements. Features include VIP travel with blocking or entitlement checks for floors with restricted access, as well as rapid assignment of pre-defined cars for use in emergencies.

## Made-to-measure configuration

Every building has its own particular needs and individual way of operating. Special functions and modes of operation are available for shopping malls, hotels, hospitals, large residential buildings, offices, cruise ships and more.


## Continuous monitoring

All safety functions are continuously monitored according to the latest safety norms, detecting any possible discrepancies even before they can take effect.

A fast internet connection to our cutting-edge Schindler Ahead supervision system enables permanent monitoring and is ready for future internet developments.

## Quick installation

Quick and easy to install, the controller fits into any machine room and interfaces simply with the existing installation, minimising interruptions and disturbances.



# The power to move

The drive unit provides the power to move millions of people up and down over many years. Meeting new safety requirements is just one of the many benefits of installing a new drive unit. The improved technology will also ensure reduced energy consumption, better ride quality, smoother stopping and starting, safer travel and a longer working life.



## Comfort

Gearless drives are free of mechanical gearing, significantly reducing noise generation and offering smooth, continuous speed regulation.

## Energy Efficiency

The combination of new ACVF drive regulation technology and permanent magnet motors, disc brakes and low moving masses offers energy savings of up to 30% compared to geared technology, rising to a possible 50% with regeneration.

## Advanced technology

Strong and reliable motors, combined with highly flexible mechanical supports to interface with existing elevators, drastically reduce the need for building adaptations, making for fast, trouble-free installation.

# Communication with users

Improve the user experience and enhance the value of your building, giving your elevator a new face and new functions. Easier handling, increased accessibility, special features, indicators, voice announcements, and an elegant design will rejuvenate your lift.

## Comfort

Clarity and easy operation make your elevator more user-friendly than ever before. Clear multifunctional indicators or digital displays, voice announcements, gongs or visual and acoustic confirmation of commands offer users a perfect ride.

## Usability

Key switches, card readers and interfaces are just some of the functions that work together to ensure maximum convenience and increase safety and accessibility with options like brail script and connection to a 24-hour service centre.

## Fast installation

The new operating panels are fast and easy to install. Either flush or surface mounted, they are designed to cover existing cutouts with precision. With almost no need for any building renovation work, down time and disturbances to users is minimised.



# PORT technology

Beside the conventional control systems, Schindler proposes the unique PORT technology, a revolutionary transit management system that brings people to their destinations faster than any other elevator control by reducing the number of intermediate stops.



## Performance

The highly sophisticated software controls a powerful logic program that systematically optimises the traffic flow handled by the elevator. The system uses a cleverly designed algorithm to manage the complex traffic patterns which can constantly change during the day.

## Access control

Controlling access to your building has never been easier.

## Elevator transit

More features to better manage the flow of traffic through your building.

## Emergency evacuation

The PORT technology allows you to maintain a high degree of control in emergency situations.

## Personalisation

The PORT technology is programmable to meet the unique mobility needs of passengers.

## Energy control option

ECO mode provides significant energy savings by switching the unrequired elevators into standby mode during off-peak times.

## MOD overlay for stepwise modernization

The Schindler MOD overlay control bundles all existing controls independent of their type and allows to noticeably increase the performance of an existing elevator group when combined with the PORT technology.

MOD overlay allows you to isolate individual elevators from the elevator group for the modernization work to be carried out - without reducing the performance of the overall system or inconveniencing the passengers.

# Improved interior design

Make your elevator not only run like new but also look like new. Modern design fixtures and a wide selection of design lines, combined with new ceilings including LED lighting, full-height mirror, handrail and PVC or artificial granite floor complete the perfect choice.

## Car claddings

A wide selection of design lines gives you total freedom of choice. Select walls, ceilings and floor to match your building.

## Lighting

A new range of bright, clear ceiling lighting options are available, featuring energy-efficient LED lights with an extremely long service life.


## Mirror

Site or rear wall can be provided with a half or full-length mirror of high-quality safety glass.

## Handrail

A stainless steel or painted aluminum handrail enhances comfort and safety in your car. It can be mounted on the side or rear wall, or around all 3 walls.

For a complete overview of all pictures and options, see our separate decor lines brochure.



# The professional way to move up



## 1. Elevator analysis

### Inspection of components and availability

Schindler modernization specialists will examine all the mechanical and electronic components of your existing elevator installation, to ensure safe and reliable operation of your equipment. For example, are the traction sheaves or traction ropes worn out? Is the elevator machine losing oil? The condition of all equipment is summarised in detail. They will also inform you of any parts which may no longer be available and any new regulations that you may wish your equipment to satisfy.

## 2. Overall evaluation

### Finding a solution

The overall evaluation indicates the key areas that may require attention in order to provide you with optimum performance: short-term repairs to be carried out, medium-term planning for modernization or a replacement system. Our modernisation specialists will advise you on the range of solutions available so that together we can identify the right option for you.

## 3. Advice and planning

### Budget planning and organization

Working together, we can determine the best solution for you and your equipment. If you decide on a modernization or replacement system, our sales technicians can also assist you with budget planning and the organization of building-related services (electricians, contractors, machine fitters, etc.). With our professional order tracking system and detailed progress updates, we will keep you informed about every step of the way.

## 4. Logistics

### Ordering, manufacturing and delivery

The efficiency of our process ensures all the right elements are in the right place at the right time, with no wasted time or energy. Once the contract has been awarded, your chosen solution will be ordered, manufactured and delivered directly to your site after approval of the installation plan. To ensure a smooth installation process, we'll meet with you a few weeks before the installation date to discuss the final program of works and also the interface you may require us to have with any other services. We will also clarify accessibility, define any storage space required for materials and coordinate our activities with any subcontractors on site.

## 5. Installation

### On-time installation

Satisfying your program of works is our top priority. To ensure this happens, we will provide you with regular updates on the project's progress. Our highly trained personnel endeavor to keep any noise, disruption or dirt caused by the installation to a minimum, always showing the utmost respect for your building and its users.

## 6. Handover


### Technical approval and handover of the system

The installation of your system is only considered complete when the lift satisfies all of the prescribed safety and performance criteria. Qualified specialists follow a comprehensive technical approval process to verify the compliance with all requirements. Once approval has been successfully achieved, the system will be handed over to you.




# Schindler Ahead

## Made for today. Ready for the future.



**Schindler Ahead** is the future of connected mobility, available today.

Discover more about the digital services and products on: [www.schindler-ahead.com](http://www.schindler-ahead.com)



### SMART URBAN MOBILITY

Just scan the code with your mobile phone,  
using free QR code scanner software.  
This is either pre-installed on your phone  
or easily downloadable for free.

Schindler Management  
Group Sales & Marketing E1  
Zugerstrasse 13  
6030 Ebikon  
Switzerland

Telephone: +41 41 445 31 31

Fax: +41 41 445 39 11

[www.schindler.com](http://www.schindler.com)



**Schindler Your First Choice**

This publication is for general informational purposes only and we reserve the right at any time to alter the product design and specifications. No statement contained in this publication shall be construed as a warranty or condition, expressed or implied, as to any product, its fitness for any particular purpose, merchantability, quality or shall be interpreted as a term or condition of any agreement regarding the products or services contained in this publication. Minor differences between printed and actual colours may exist.